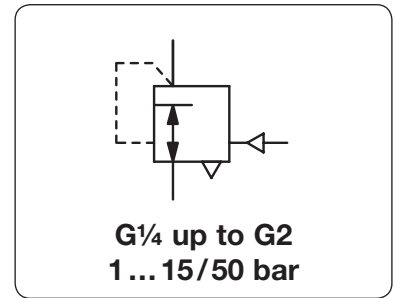


# Volume Booster Made of Brass up to 50 bar

R120-J

<b>Description</b>	Solid volume booster made of brass or bronze throughout with a 1:1 transmission ratio. R120-02J2 to R120-08J2 are diaphragm-operated, R120-12J, R120-16J and R120-...J5 are piston-operated.		
<b>Media</b>	compressed air, non-corrosive gases or liquids		
<b>Supply pressure</b>	max. 50 bar		
<b>Pilot pressure</b>	max. 15 bar for R120-...J2, max. 50 bar for R120-...J5, pilot port G¼		
<b>Air consumption</b>	without constant bleed		
<b>Relieving function</b>	non-relieving, optionally relieving		
<b>Relief size</b>	DN2 mm, optionally DN4 mm		
<b>Gauge port</b>	G¼ on both sides of the body, one screw plug supplied		
<b>Mounting position</b>	any		
<b>Temperature range</b>	0 °C to 60 °C / 32 °F to 140 °F, optionally high temperature version up to 130 °C / 266 °F		
<b>Material</b>	Body: brass up to G¾, bronze from G¾ on	O-rings: NBR/Buna-N, optionally FKM or EPDM	Inner valve: brass



Dimensions	Reg. system	K <sub>v</sub>	Flow rate	Connection	Signal	Pressure	Order
A B C	D: diaphragm P: piston	value	m³/h*1 l/min*1	thread	pressure max. bar	range bar	number

Brass volume booster							supply pressure max. 50 bar, non-relieving, without constant bleed, transmission ratio 1:1		R120-J	
64	90	34	D	0.35	25	420	G¼	15	1 ... 15	R120-02J2
			P					50	1 ... 50	R120-02J5
80	103	38	D	1	72	1200	G½	15	1 ... 15	R120-04J2
			P					50	1 ... 50	R120-04J5
132	152	65	D	3.5	252	4200	G¾	15	1 ... 15	R120-06J2
			P					50	1 ... 50	R120-06J5
132	152	65	D	4.2	300	5000	G1	15	1 ... 15	R120-08J2
			P					50	1 ... 50	R120-08J5
215	200	62	P	11.8	840	14000	G1½	50	1 ... 50	R120-12J5
215	200	62	P	12.6	900	15000	G2	50	1 ... 50	R120-16J5

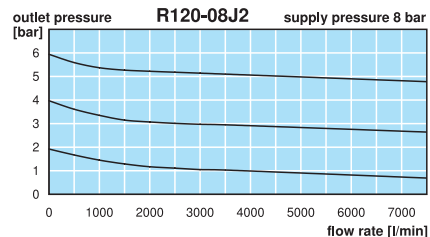
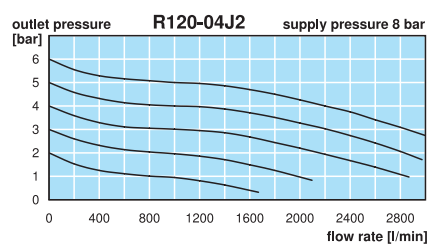
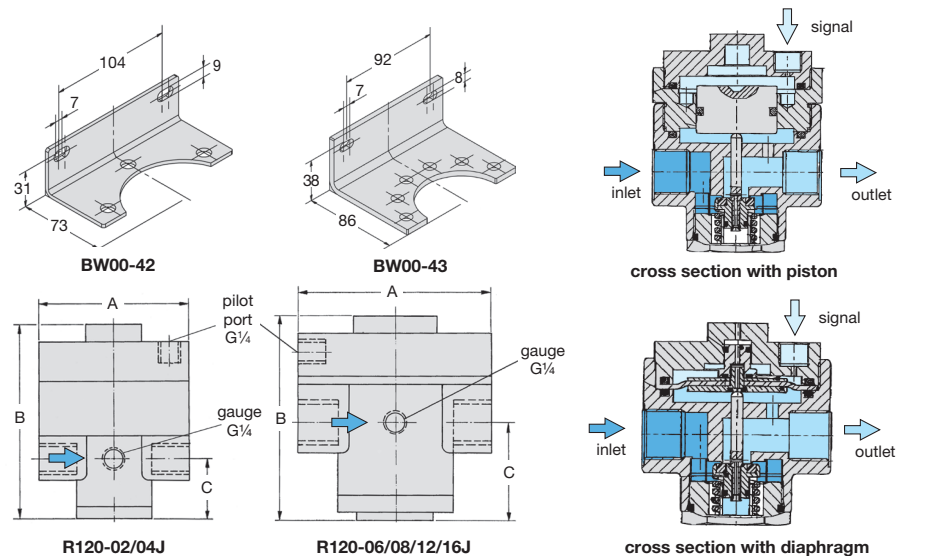


## Special options, add the appropriate letter

<b>relieving diaphragm</b>	for R120-02J2 up to R120-08J2		R120-...J.R
<b>relieving piston</b>	for R120-12J, R120-16J and R120-...J5		R120-...J.R
<b>up to 130 °C / 266 °F</b>	high temperature version		R120-...J.X54
<b>FKM elastomer</b>	not for G2		R120-...J.V
<b>EPDM elastomer</b>	not for G2		R120-...J.E
<b>tapped exhaust</b>			R120-...J.RX12
<b>nitrogen</b>	N <sub>2</sub> : 07	<b>carbon dioxide</b>	CO <sub>2</sub> : 03
<b>helium</b>	He: 09	<b>hydrogen</b>	H <sub>2</sub> : 11
<b>oxygen</b>	O <sub>2</sub> : 15	<b>propane</b>	C <sub>3</sub> H <sub>8</sub> : 16
		<b>argon</b>	Ar: R120-...J.05
		<b>methane</b>	CH <sub>4</sub> : R120-...J.13
		<b>nitrous oxide</b>	N <sub>2</sub> O: R120-...J.17
		<b>water</b>	H <sub>2</sub> O: R120-...J.W

## Accessories, enclosed

<b>pressure gauge</b>	Ø 50 mm, 0...*2 bar, G¼	for G¼ and G½	<b>MA5002-..*2</b>
<b>pressure gauge</b>	Ø 63 mm, 0...*2 bar, G¼	for G¾ up to G2	<b>MA6302-..*2</b>
<b>mounting bracket</b>	made of steel	for G¾ and G1	<b>BW00-42</b>
		for G1½ and G2	<b>BW00-43</b>



\*1 at 8 bar supply pressure, 6 bar outlet pressure and 1 bar pressure drop  
\*2 02 = 0...2.5 bar, 06 = 0...6 bar, 10 = 0...10 bar, 16 = 0...16 bar, 60 = 0...60 bar